



Primary *National Strategy*

Excellence and Enjoyment: social and emotional aspects of learning

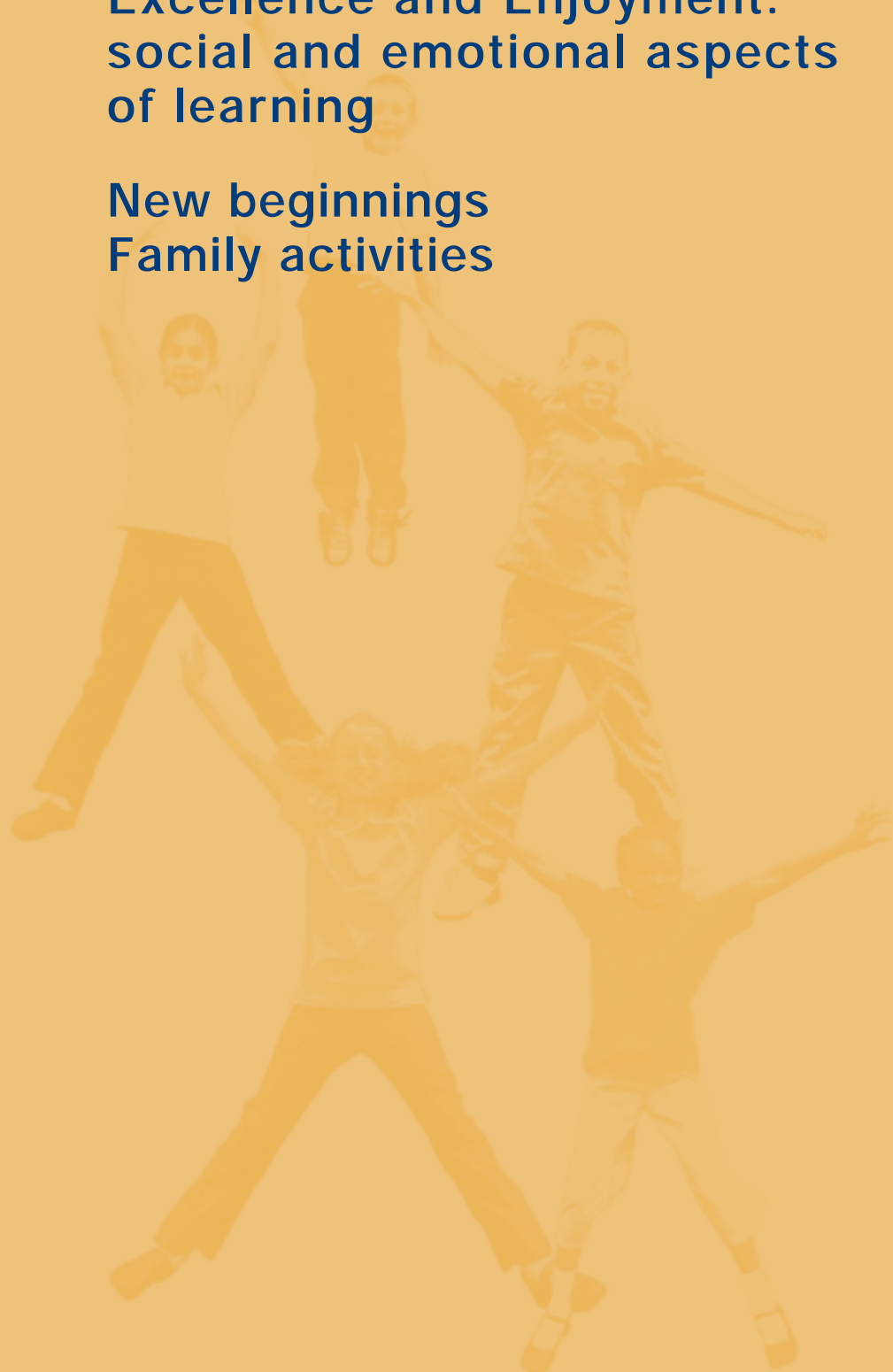
New beginnings Family activities

Headteachers, teachers and practitioners in primary schools, middle schools, special schools and Foundation Stage settings

Status: Recommended

Date of issue: 05-2005

Ref: DfES 1328-2005 G



department for

education and skills

creating opportunity, releasing potential, achieving excellence

SureStart

Disclaimer

The Department for Education and Skills wishes to make it clear that the Department and its agents accept no responsibility for the actual content of any materials suggested as information sources in this document, whether these are in the form of printed publications or on a website.

In these materials icons, logos, software products and websites are used for contextual and practical reasons. Their use should not be interpreted as an endorsement of particular companies or their products.

The websites referred to in these materials existed at the time of going to print. Users should check all website references carefully to see if they have changed and substitute other references where appropriate.

Gold set – activities for parents and carers

Note to teachers

The Gold set is designed to help you involve the children's parents and carers in the school's work on the social and emotional aspects of learning. Each theme will have a letter to tell them about the theme (for you to adapt if you want to) and a set of activities that you might like to send home with the children. You will need to look through them and decide whether they will be suitable for the children in your class and use the ones that are helpful.

It is important that the activities are seen to be supportive and that children who are unable to use these with their parents or carers should not be put at a disadvantage. Emphasise, when sending materials home, that the activities can be done with any adult who is important to the child, not necessarily their parents or carers. It might help to make sure that there are also adults at school (including any who run breakfast or after-school clubs) who can spend a little time with the children on the activities, if necessary.

The activities are designed to be voluntary. They are not designed to be taken in or marked. An age is not specified for the activity cards but the later cards might be most appropriate for the children in the older classes.

All the documents, including the letter to parents/carers, are available as Microsoft® Word files on the CD-ROM that accompanies these materials, so that you can adapt them for use in your school.

The Gold set in summary

The table on the next page is designed to help you plan what you do as a whole staff. Some of the activities have recommended year groups but others can be divided up as you wish.

New beginnings

Number	Type	Name and summary	Recommended for	Class
1	Talking	What did you do? Reviewing our day together	Red and any age	
2	Doing	Board game A game to play together	Blue and Yellow	
3	Finding out	Our classroom Talking about the classroom together	Red and any age	
4	Doing	Thank you A certificate to say thank you	Any age	
5	Finding out	Our class Talking about the children in the class	Red or Blue	
6	Doing	Making a change Setting a goal at home	Blue, Yellow or Green	
7	Doing	A charter Setting a home charter	Blue, Yellow or Green	
8	Talking	Rights and responsibilities Thinking about rules and who does what in the family	Yellow or Green	
9	Talking	Welcome Considering how we welcome a guest	Yellow or Green	
10	Finding out	The day I was born Finding out about me as a baby	Yellow or Green	
11	Doing	Our family flag Designing and making a family flag	Blue, Yellow or Green	
12	Doing	My dream home Designing a dream home	Green	
13	Doing	Making a board game Opportunity to work together	Green	
14	Finding out	New start Interviewing each other	Yellow or Green	
15	Finding out	Factfile Finding out about each other	Blue, Yellow or Green	

Letter to parents/carers

Dear Parents and Carers

Our school thinks that your child is of great importance and we believe that to be able to learn they need to be happy, confident, understand themselves, understand their feelings and know how to get on with each other and make friends.

To help all our children with this we will be working in school on special activities that develop these skills.

Each half-term we will be looking at a particular theme. The theme will start with an assembly and be followed up in class. We hope you will be able to join us in school for some of these assemblies and some of the work in classrooms.

The theme for this half-term will be New beginnings. During the term the children will be exploring how to create a learning environment that helps the children learn together in a happy, busy and safe way. They will also learn about the feelings they have when they are happy, sad, scared and excited, and how to manage these feelings in the classroom.

Over the year we will introduce activities to do at home. Some of these will be best done together with an adult. We hope you will enjoy doing these with your child.

We will be happy to talk about this with you if you would like to.

With best wishes,

Class teacher or headteacher



New beginnings 1

What did you do?


Think of the best thing that happened to you each day this week. If you like you can draw a picture or write about it in the box.

	Child's day	Parent/carer
Monday	The best thing that happened to me today was 	The best thing that happened to me today was
Tuesday	The best thing that happened to me today was 	The best thing that happened to me today was
Wednesday	The best thing that happened to me today was 	The best thing that happened to me today was
Thursday	The best thing that happened to me today was 	The best thing that happened to me today was



	Child's day	Parent/carer
Friday	The best thing that happened to me today was	The best thing that happened to me today was
Saturday	The best thing that happened to me today was	The best thing that happened to me today was
Sunday	The best thing that happened to me today was	The best thing that happened to me today was

You might like to decorate a box together (a shoe box, for example) to make a treasure chest. You could then collect little things (for example, tickets, photographs, pictures) to remind you of some of the best things that have happened to you over the year.



New beginnings 2

Use the board game that is attached.

The rules of the game

Take it in turns to play by spinning the spinner or throwing the dice and moving your counter round the board.

If you land on a smiley face you must say something good that happened to you today or say something nice about someone playing the game.

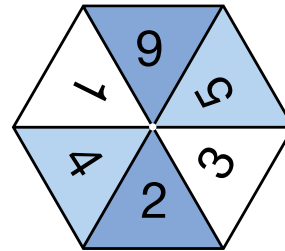

If you land on a star you must pick up a question card. You can answer the question, give the card to someone else or put it at the bottom of the pile.

If you are given a question card you must wait your turn and then you can answer the question or put it at the bottom of the pile.

You could write your own questions on some blank cards.

You can only speak when it is your go.

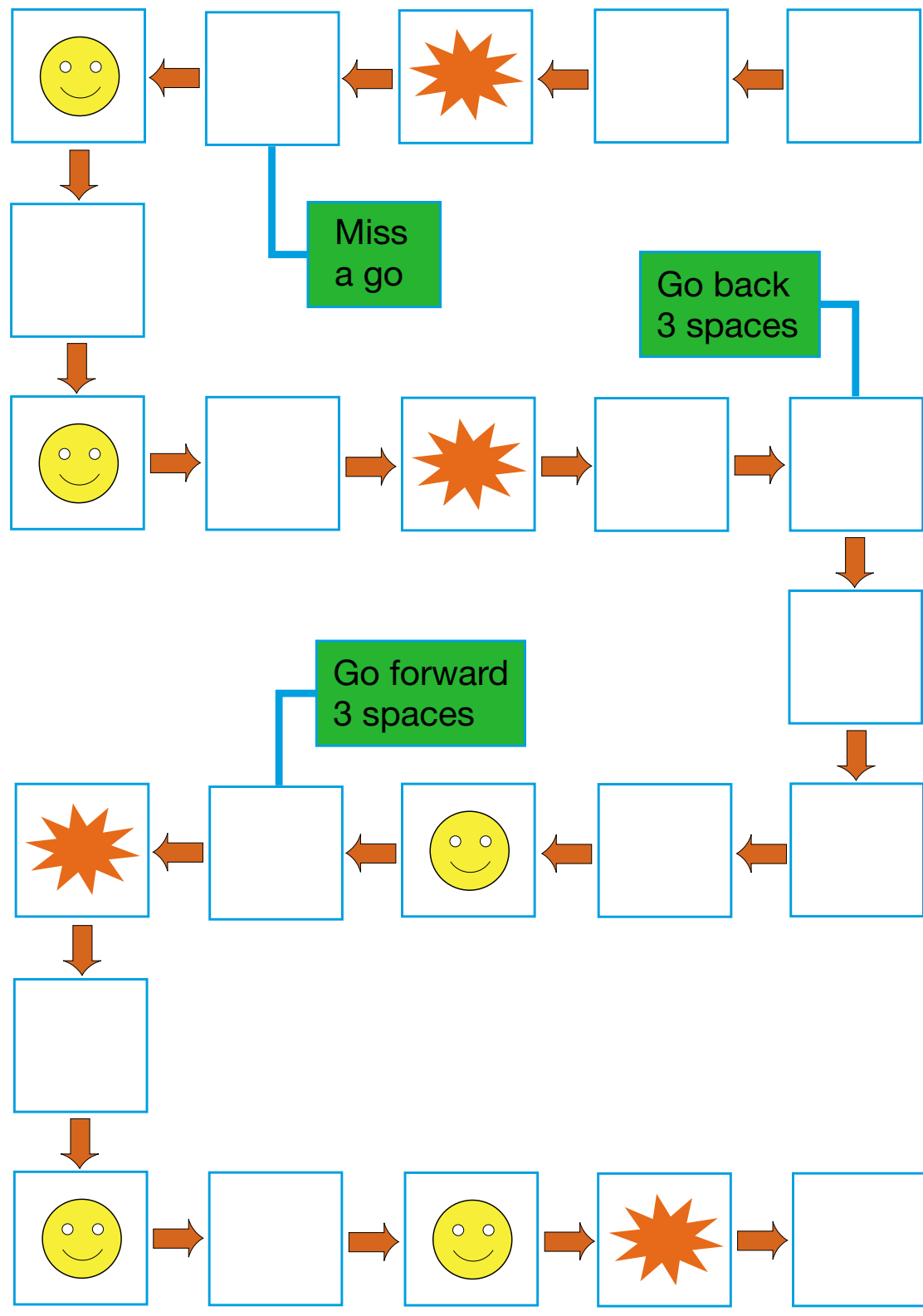
**Cut out the counters, question cards and the spinner.
Make the spinner with a matchstick or pencil.**



Tell us three things about your school.	Name three school friends.	What do you do if you are feeling scared about starting something new?
What is the best place to go when you are feeling scared?	What place don't you like at school? Why?	Have you been happy this week? Why?
Where would you like to visit?	Name three different things that you do at school (or did).	How old were you when you first walked?
Have you got any goals or targets?	Name one of your gifts or talents (something that you are better at than anything else).	What things can the people playing the game do to make you happy?
What is the best thing that happened to you this week?	What do you like doing with other members of the family?	What would you like to do differently this year?



start



finish



New beginnings 3

Our classroom

Here is a picture of our classroom.



Questions to talk about

Tell me about the classroom.

What do you learn where?

Who sits where?

What is that?


Why is it like that?

What things do you like about your classroom?

Is there anything you don't like? What?

Are there any differences between how this classroom looks and the classrooms I worked in as a child?

Was anything different about the things I learned?



New beginnings 4


*Thank You
Certificate*

Awarded to

For

Awarded by

This certificate can be given to any member of the family to show that you value something about them or what they do. Why don't you make your own certificate for someone else?



New beginnings 5

Who is who?

Here is a list of all the people in our classroom. (Only use each child's first name.)

Questions to talk about

How many names do you know without looking?

How many names can you learn?

What do you know about the children on the list?

Are you friendly with the children on the list? Which ones?



New beginnings 6

Child

Now you are in a new class you should start to do something new to show that you are getting older. Why not set yourself a new goal or target?

How about one of these things?

Make my bed.

Get dressed without help.

Choose the clothes I wear.

Help with the cooking.

Wash up or tidy up.

Do my homework without having to be told.

My target at home is:

Parent/carer

Now your child is in a new class you might want to set yourself a target.

How about one of these things?

Read a story with your child at least once a week.

Help your child spend some time with a friend.

Take your child to the park.

Walk your child to or from school.

Get up nice and early so you don't have to hurry in the morning.

Have some time to yourself.

My target is:



New beginnings 7

A charter

In our class we have worked out a class charter. We think that these things will help our class to have an excellent year. It is up on the wall in our classroom.

- What do you think of our charter?
- Can you think of anything that you might like to add?
- What would there be in a charter for home?

Why don't your family decide on a charter for your home, if everyone agrees?
You might write or draw your ideas here:

Home charter for the family

We would like our home to be:

So we promise to:

Signed:



New beginnings 8

Talk about the rules in school and why we need them. Talk about the rules there are in your home and why you need them. Write a list if you want to.

Talk about all the jobs that are done in your home and who does them.

Job or responsibility	Who does the job?

Is it fair?

If it isn't fair, can you make any changes?




New beginnings 9

Making people feel welcome

Do you ever have people come to see you? At school we have been talking about how to make people feel welcome. Talk together about some of the people who visit you.

Are there any ways you make people feel welcome to your home?

You might like to draw some pictures to show some of your visitors and how you make them feel welcome.



New beginnings 10


My new beginning

'Can you remember the day I was born?'

Talk together about the day the child was born. The following questions might help.

- What time was I born?
- What was the weather like on the day I was born?
- Where was I born?
- Who was there when I was born?
- What did I look like?

Stick or draw a picture of me as a baby here.



New beginnings 11

Our family flag

Everyone has an interest or a gift or talent. What are the interests, gifts and talents of the people in your family? Make a flag so that there is something special on it to show a bit about all the people in the family.



New beginnings 12

My dream home

Talk together about your dream home. Remember your home is made up of the people in it.

You might like to think about the following questions:

- If you were in your dream home what would you hear?
- If you were in your dream home how would you feel?
- If you were in your dream home what would you see?

You might draw your dream home here.


A large, empty rectangular box with a thin orange border, intended for drawing a dream home.



New beginnings 13

Making a board game

Design and make a board game together. This should be based on the assembly story and include a journey through different worlds. Try it out at home and then you could bring it into school to play with your friends.



New beginnings 15

Fact file

Complete these about different members of the family:

Name

Age

Gifts or talents

Photo or picture

Favourite music

Things I hate doing

Ways I relax

Things that make me angry

Things that make me happy

My favourite place

Places I'd like to visit

Favourite clothes

Copies of this document may be available from:

DfES Publications

Tel: 0845 60 222 60
Fax: 0845 60 333 60
Textphone: 0845 60 555 60
e-mail: dfes@prolog.uk.com

Ref: DfES 1328-2005 G

© Crown copyright 2005

Produced by the
Department for Education and Skills

www.dfes.gov.uk

If this is not available in hard copy it can be
downloaded from:

www.standards.dfes.gov.uk

The content of this publication may be reproduced free of charge by schools and local education authorities provided that the material is acknowledged as Crown copyright, the publication title is specified, it is reproduced accurately and not used in a misleading context. Anyone else wishing to reuse part or all of the content of this publication should apply to HMSO for a core licence.

The permission to reproduce Crown copyright protected material does not extend to any material in this publication which is identified as being the copyright of a third party.

Applications to reproduce the material from this publication should be addressed to:

HMSO, The Licensing Division, St Clements House
2-16 Colegate, Norwich NR3 1BQ
Fax: 01603 723000
e-mail: hmsolicensing@cabinet-office.x.gsi.gov.uk